



淘 · 气 · 东 · 西 · 学 · 汉 · 语

2

Sing your way to Chinese

说说唱唱学汉语

编著：龙嘉

绘画：传奇年代



北京语言大学出版社
BEIJING LANGUAGE AND CULTURE
UNIVERSITY PRESS

Foreword

Sing your way to Chinese is a set of books in the series *Naughty Dong and Xi Learning Chinese* which are teaching materials for children. Rich and interesting topics serve as the matrix, children's songs the carrier, and basic grammar the thread. Based on these features, we've produced this set of books to teach children Chinese with a sense of the times in a creative and innovative way.

This teaching material follows humanist educational ideas, enabling students to fully enjoy learning Chinese and teachers to fully enjoy teaching. By using this teaching material, children will be "singing while learning, playing while learning, and laughing while learning". This teaching material imperceptibly integrates Chinese learning into singing, playing games, doing exercises, and other activities that children enjoy by combining Chinese learning with recreation so as to provide a relaxed and happy learning environment. Using this teaching material will also enhance children's understanding of natural science, social activities, and Chinese culture, as well as cultivate their team spirit and sense of cooperation.

The teaching material consists of six volumes altogether with six lessons in each volume. It is suggested that 36 hours be devoted to teaching each volume. Each lesson includes "Let's sing", "Let's learn", "Sing in pairs" and "Exercises". Among them, "Let's sing" and "Sing in pairs" present both children's singing and music without vocal accompaniment. This makes it convenient for students to sing along, to sing antiphonally and to conduct performance. The musical scores are provided at the end of each volume.

The vocabulary and grammatical items of each lesson are selected and arranged from easy to difficult and learning of them are proceeded step by step. As the contents of each volume are relatively independent, they can be used either as the main or supplementary teaching materials.

Author

CONTENTS

Lesson 1	东西南北	4
Lesson 2	美丽的大自然	8
Lesson 3	五颜六色	12
Lesson 4	季节和天气	16
Lesson 5	十二个月	20
Lesson 6	城市交通	24
语法宝典	Grammar Storehouse	28
词语表	Wordlist	29
参考答案	Answer	32

dōng xī nán běi
东 西 南 北



一起唱

Let's sing



yì zhī xiǎo xiā yóu ya yóu shàng xià shàngshàng xià xià
一只小虾游呀游，上，下，上上下下。

liǎng zhī xiǎo xiā yóu ya yóu zuǒ yòu zuǒ zuǒ yòu yòu
两只小虾游呀游，左，右，左左右右。

sān zhī xiǎo xiā yóu ya yóu qián hòu qián qián hòu hòu
三只小虾游呀游，前，后，前前后后。

sì zhī xiǎo xiā yóu ya yóu lǐ wài lǐ lǐ wài wài
四只小虾游呀游，里，外，里里外外。

One little shrimp swims. Up, down, up up, down down.

Two little shrimps swim. Left, right, left left, right right.

Three little shrimps swim. Forward, backward, forward forward, backward backward.

Four little shrimps swim. In, out, in in, out out.

shàng shàng bian shàng mian
上 / 上边 / 上面
up, on / above / over



认一认

Let's learn



qián
前



hòu
后



yòu
右



zuǒ
左

lǐ
里




wài
外

shàng
上



xià
下





对对碰

Sing in pairs



zhōng jiān yì tiáo wān wān de hé dōng xī nán běi dōu shì é
中间一条弯弯的河，东西南北都是鹅。

There is a river in the middle. There are geese in the east, west, south, and north.



gā gā dōng bian lái le jǐ zhī é
嘎！嘎！东边来了几只鹅？

Quack! Quack! How many geese are coming from the east?




dōng bian lái le liǎng zhī é pāi pāi chì bǎng shēn shēn bó
东边来了两只鹅，拍拍翅膀伸伸脖。

Two geese are coming from the east, flapping their wings and craning their necks.



边唱边贴 Sing and stick (See the attached sticker page)





活动 Exercises

1. 看一看, 涂一涂 Look and color

根据右侧图标提示, 为图中空白部分涂上正确的颜色。

Color the blank parts of the pictures in conformity with the colors of the icons on the right.



shàng

上



xià

下



qián

前



hòu

后



zuǒ

左



yòu

右



lǐ

里

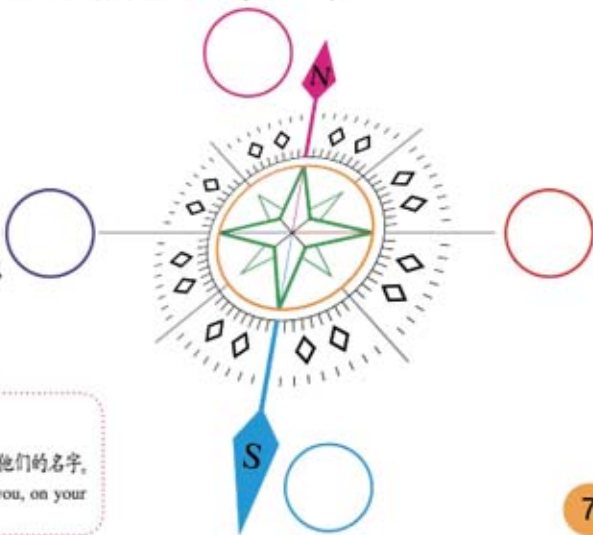


wài

外

2. 看一看, 写一写 Look and write

请根据指南针标出“东、西、南、北”四个方向。 Please mark “东、西、南、北” according to the compass.



小问题 An easy question

看一看, 坐在你前边, 后边, 左边和右边的都是谁, 请说出他们的名字。

Look around to see who is sitting in front of you, behind you, on your left, and on your right. Please say their names.