




Introduction



Introduction

This Workbook is an exercise book of *Chinese Paradise* to be used together with the Student's Book. It consists of a total of six volumes. Each volume contains six lessons with six to eight exercises for each lesson. Besides, an additional exercise is provided as homework in Workbook 3. The exercises in each lesson are divided into four sections: *pinyin*, Chinese characters, vocabulary and dialogue, which are presented with novel and lively illustrations and are designed to be carried out through a variety of enjoyable and useful learning activities, such as sticking stick-on pictures, coloring characters, matching exercises, maze tasks, etc. In addition, relevant handicraft activities and cultural discussions are also included. Furthermore, sticker pages, and red-charactered paper used for practising character writing are provided at the end of each workbook.

In view of the difficulties that may be encountered in writing Chinese characters by beginners, it is not necessary for them to complete the exercises using Chinese characters. They may use *pinyin* in the Workbook except for "Practising Chinese Characters".

A CD is attached to the Workbook, which provides materials for the listening exercises of each lesson.

The compilers

Samples



Lesson 1 你好

1. Listen, repeat and write.



a ai an ao ang

2. Listen and read.



ā
āi
ān
āo
āng



á
ái
án
áo
áng



ǎ
ǎi
ǎn
ǎo
ǎng




à
ài
àn
ào
àng



Lesson 1


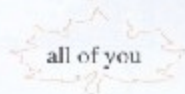




3. Stick and color it.



你好

4. Color them.





5. Listen and match them.



6. Write and say it.





Lesson 1



7. Tell what you know about China.

